


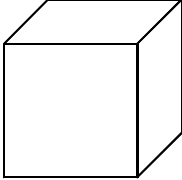
NOM : .....

**Quels sont mes acquis en Solides et Figures – 5ème année**

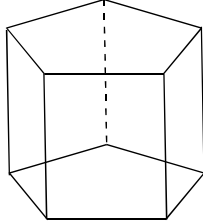
1. **Ecris le nom** des solides.



.....



.....

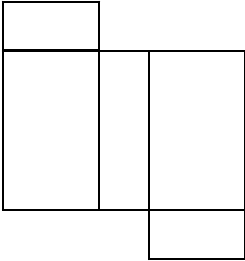

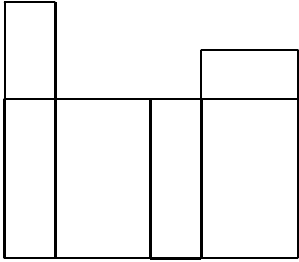


.....

./3

---

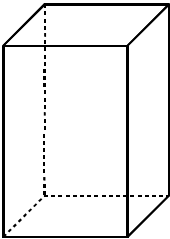
2. **Corrige** les développements ci-dessous si nécessaire.

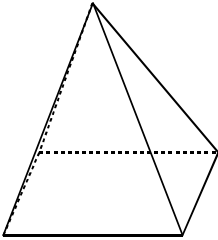
./3

---

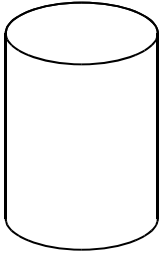
3. **Complète** le tableau pour les trois solides dessinés en perspective.



A



B



C

	arêtes	sommets	faces
Solide A			
Solide B			
Solide C			

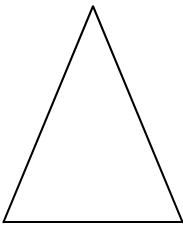
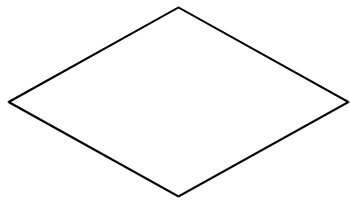
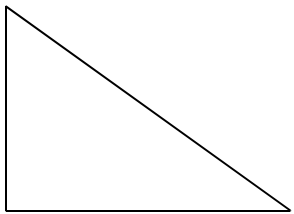
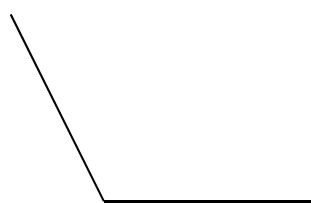
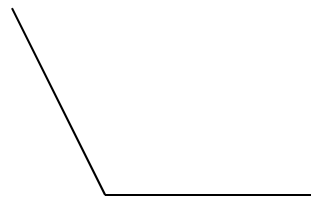
./3

---

4. **Ecris la définition** : Un solide est .....

.....

./1

5.	<p>Ecris le nom le plus précis possible pour chacun des polygones suivants.</p> <div style="display: flex; justify-content: space-around; align-items: center;"> <div style="text-align: center;">               .....           </div> <div style="text-align: center;">               .....           </div> <div style="text-align: center;">               .....           </div> </div>	./3
6.	<p><b>Trace</b> avec précision.        Un hexagone régulier <span style="margin-left: 200px;">Un parallélogramme</span></p>	./4
7.	<p><b>Ecris</b> la définition d'un polygone régulier.        Un polygone régulier est .....</p> <p>.....</p>	./1
8.	<p><b>Achève avec précision</b></p> <div style="display: flex; justify-content: space-around; align-items: center;"> <div style="text-align: center;"> <p>le losange</p>  </div> <div style="text-align: center;"> <p>le trapèze isocèle</p>  </div> </div>	./2